

**IN THE UNITED STATES DISTRICT COURT
NORTHERN DISTRICT OF ALABAMA
SOUTHERN DIVISION**

EVAN MILLIGAN, et al.,

Plaintiffs,

v.

WES ALLEN, et al.,

Defendants.

No. 2:21-cv-01530-AMM

**EVIDENTIARY MATERIALS AND DECLARATION
IN SUPPORT OF MOTION FOR PRELIMINARY INJUNCTION**

1. Pursuant to 28 U.S.C. § 1746, I, Deuel Ross, declare that I am over the age of 18 and competent to make this declaration.
2. I am an attorney for Plaintiffs in the above-captioned matter and submit this declaration on behalf of Plaintiffs to provide true and correct copies of evidentiary materials in support of Plaintiffs' Emergency Motion for a Temporary Restraining Order, Doc. 527, and Motion for a Preliminary Injunction, Doc. 531.
3. **Exhibit A** is a true and correct copy of the unofficial results downloaded on May 22, 2026 from the Alabama Secretary of State's website for the May 19, 2026 Alabama Primary for Baldwin, Coffee, Covington, Dale, Escambia, Geneva, Henry, and Houston Counties, which are whole counties entirely within Congressional District 1 of the Special Master Plan.

4. **Exhibit B** is a true and correct copy of the unofficial results downloaded on May 22, 2026 from the Alabama Secretary of State’s website for the May 19, 2026 Alabama Primary for Autauga, Bibb, Chilton, Coosa, Elmore, and Shelby Counties, which are whole counties entirely within Congressional District 6 of the Special Master Plan.

5. **Exhibit C** is a true and correct copy of the unofficial statewide results for the May 19, 2026 Alabama Primary for Congressional Districts 1 and 6 of the Special Master Plan, as downloaded from the Alabama Secretary of State’s website on May 22, 2026.

6. This data is available on the Alabama Secretary of State’s website at:

<https://www2.alabamavotes.gov/electionNight/statewideResultsByContest.aspx?ecode=100129>

7. **Exhibit D** is a true and correct copy of a chart that tries to summarize the unofficial results of the May 19, 2026 Republican primary elections based on the data from Exhibits A and B for the counties and districts identified *supra* at ¶¶ 3-4.

8. **Exhibit E** is a true and correct copy of a tweet posted on May 19, 2026 by “@KatieBrittforAL”, which is the verified X.com (formerly Twitter) account of U.S. Senator Katie Britt’s campaign (<https://x.com/KatieBrittforAL>).

9. Plaintiffs maintain that Exhibit E is subject to judicial notice pursuant to Federal Rule of Evidence 201. The fact that Senator Britt’s verified campaign account posted this message is “not subject to reasonable dispute because” it “can

be accurately and readily determined from sources whose accuracy cannot reasonably be questioned.” Fed. R. Evid. 201(b)–(c). For this reason, “[c]ourts nationwide have taken judicial notice of publicly accessible social media posts and other website content based on this rule.” *Fla. Immigrant Coal. v. Uthmeier*, 787 F. Supp. 3d 1323, 1331 n.4 (S.D. Fla. 2025) (collecting cases); *see also United States ex rel. Jacobs v. JP Morgan Chase Bank, N.A.*, 113 F.4th 1294, 1300 (11th Cir. 2024) (affirming an order that took judicial notice of social media posts) *Ga. Ass’n of Latino Elected Officials, Inc. v. Gwinnett Cnty. Bd. of Registrars*, 36 F.4th 1100, 1123 (11th Cir. 2022) (taking judicial notice of posts on a county’s official website). Thus, Plaintiffs respectfully request that this Court take judicial notice of Exhibit E.

10. I declare under penalty of perjury that the foregoing is true and correct.

Executed on May 24, 2026.

/s/ Deuel Ross
Deuel Ross

Respectfully submitted this 24th of May 2026.

/s/ Deuel Ross

Deuel Ross*
Victor Olofin*
NAACP LEGAL DEFENSE &
EDUCATIONAL FUND, INC.
700 14th Street N.W. Ste. 600
Washington, DC 20005
(202) 682-1300
dross@naacpldf.org

Stuart Naifeh*

Kathryn Sadasivan (ASB-517-E48T)
Brittany Carter*
NAACP LEGAL DEFENSE &
EDUCATIONAL FUND, INC.
40 Rector Street, 5th Floor
New York, NY 10006
(212) 965-2200

Jessica L. Ellsworth*

HOGAN LOVELLS US LLP
555 Thirteenth Street, NW
Washington, D.C. 20004
(202) 637-5600

David Dunn*

HOGAN LOVELLS US LLP
390 Madison Avenue
New York, NY 10017
(212) 918-3000
david.dunn@hoganlovells.com

Michael Turrill*

Harmony A. Gbe*
HOGAN LOVELLS US LLP
1999 Avenue of the Stars
Suite 1400
Los Angeles, CA 90067

/s/ Sidney Jackson

Sidney M. Jackson (ASB-1462-K40W)
Nicki Lawsen (ASB-2602-C00K)
WIGGINS CHILDS PANTAZIS
FISHER & GOLDFARB, LLC
301 19th Street North
Birmingham, AL 35203
Phone: (205) 341-0498
sjackson@wigginschilds.com
nlawsen@wigginschilds.com

Davin M. Rosborough*

Theresa Lee*
Dayton Campbell-Harris*
AMERICAN CIVIL LIBERTIES
UNION FOUNDATION
125 Broad St.
New York, NY 10004
(212) 549-2500
drosborough@aclu.org
dcampbell-harris@aclu.org

Alison Mollman (ASB-8397-A33C)

Paul Rand (ASB-5595-O99N)
AMERICAN CIVIL LIBERTIES UNION
OF ALABAMA
P.O. Box 6179
Montgomery, AL 36106-0179
(334) 265-2754

Blayne R. Thompson*

HOGAN LOVELLS US LLP
609 Main St., Suite 4200
Houston, TX 77002
(713) 632-1400
blayne.thompson@hoganlovells.com

(310) 785-4600
michael.turrill@hoganlovells.com
harmony.gbe@hoganlovells.com

Counsel for Milligan Plaintiffs

Janette Louard*
Anthony Ashton*
NATIONAL ASSOCIATION FOR THE
ADVANCEMENT OF COLORED PEOPLE (NAACP)
4805 Mount Hope Drive
Baltimore, MD 21215
(410) 580-5777
jlouard@naacpnet.org

Counsel for Plaintiff Alabama State Conference of the NAACP
** Admitted Pro Hac Vice*

CERTIFICATE OF SERVICE

I hereby certify that on May 24, 2026, a copy of the foregoing has been served on all counsel of record through the Court's CF/ECF system.

/s/ Deuel Ross
Deuel Ross
Counsel for Milligan Plaintiffs

Exhibit A



Unofficial Election Night Results

You may browse through the unofficial county election results listed below.

- Statewide Results
- County Results
- Export Data

2026 PRIMARY ELECTION BALDWIN COUNTY RESULTS

Election results from Baldwin County provided as a service of **Probate Judge Harry D'Olive Jr.** and the county's election team.

Total Ballots Cast: 40,382 Total Registered Voters: 209,943

Voter Turnout: 19.23% Boxes Reported: 100.00%

Last Updated: 05/19/2026 10:26:59 PM




The election results presented on these pages are unofficial and presented as a courtesy of the Alabama Secretary of State and Alabama's Probate Judges. The accuracy of the election results is the responsibility of the Probate Judge for each county reporting.

Page: 1 of 5




- << Prev
- Next >>

GOVERNOR (DEM)



		Percent	Votes
Will Boyd (DEM)	<div style="width: 8.37%; height: 15px; background-color: #004a87; border: 1px solid black;"></div>	8.37%	554
Jamel J. Brown (DEM)	<div style="width: 2.09%; height: 15px; background-color: #004a87; border: 1px solid black;"></div>	2.09%	138
Yolanda Rochelle Flowers (DEM)	<div style="width: 5.02%; height: 15px; background-color: #004a87; border: 1px solid black;"></div>	5.02%	332

Doug Jones (DEM)		81.39%	5,384
Chad "Chig" Martin (DEM)		2.07%	137
Nathan "Nate" Mathis (DEM)		1.06%	70
			<u>6,615</u>








GOVERNOR (REP)

		Percent	Votes
Ken McFeeters (REP)		11.32%	3,697
"Alabama" Will Santivasci (REP)		5.98%	1,952
Thomas Tuberville (REP)		82.70%	26,997
			<u>32,646</u>





LIEUTENANT GOVERNOR (DEM)

		Percent	Votes
Phillip Ensler (DEM)		61.17%	3,756
Darryl D. Perryman (DEM)		38.83%	2,384
			<u>6,140</u>








LIEUTENANT GOVERNOR (REP)

		Percent	Votes
Wes Allen (REP)		28.28%	8,852
Pat Bishop (REP)		3.81%	1,194
George Childress (REP)		4.00%	1,251
Rick Pate (REP)		6.14%	1,921
Stewart Hill Tankersley (REP)		2.23%	697
Nicole Jones Wadsworth (REP)		7.42%	2,323
John Wahl (REP)		48.12%	15,064
			31,302

UNITED STATES SENATOR (DEM)








		Percent	Votes
Dakarai Larriett (DEM)		31.91%	1,968
Kyle Sweetser (DEM)		21.49%	1,325
Everett Wess (DEM)		26.16%	1,613
Mark S. Wheeler II (DEM)		20.45%	1,261
			<hr style="width: 100px; margin-left: auto; margin-right: 0;"/> 6,167

UNITED STATES SENATOR (REP)




		Percent	Votes
Seth Burton (REP)		3.34%	1,048
Dale Shelton Deas Jr. (REP)		3.70%	1,162
Jared Hudson (REP)		18.42%	5,783
Steve Marshall (REP)		17.25%	5,415
Barry Moore (REP)		51.22%	16,080
Morgan Murphy (REP)		1.92%	603
Rodney Walker (REP)		4.16%	1,305

31,396

**UNITED STATES REPRESENTATIVE, 1ST CONGRESSIONAL DISTRICT
(REP)**

		Percent	Votes
Jerry Carl (REP)		48.56%	15,064
James (Jimmy) Dees (REP)		5.06%	1,569
Rhett Marques (REP)		22.40%	6,950
Joshua McKee (REP)		7.50%	2,326
John Mills (REP)		2.92%	906
James Richardson (REP)		2.14%	664
Austin Sidwell (REP)		11.42%	3,542
			<u>31,021</u>

ATTORNEY GENERAL (REP)


		Percent	Votes
Pamela L. Casey (REP)		23.93%	7,336
Jay Mitchell (REP)		30.42%	9,325
Katherine Robertson (REP)		45.65%	13,993


30,654

SECRETARY OF STATE (REP)

Percent Votes

Caroleene Dobson (REP)  70.17% 20,516


Christopher Christian Horn (REP)  20.09% 5,873

Glenda S. Jackson (REP)  9.74% 2,847

29,236

STATE TREASURER (REP)

Percent Votes

Young Boozer (REP)  69.08% 20,766

Steve Lolley (REP)  30.92% 9,296

30,062

Page: 1 of 5

<< Prev

Next >>



Unofficial Election Night Results

You may browse through the unofficial county election results listed below.

- Statewide Results
- County Results
- Export Data

2026 PRIMARY ELECTION COFFEE COUNTY RESULTS

Election results from Coffee County provided as a service of **Probate Judge Jodee Thompson** and the county's election team.

Total Ballots Cast: 8,542 Total Registered Voters: 39,353

Voter Turnout: 21.71% Boxes Reported: 100.00%

Last Updated: 05/19/2026 09:01:52 PM




The election results presented on these pages are unofficial and presented as a courtesy of the Alabama Secretary of State and Alabama's Probate Judges. The accuracy of the election results is the responsibility of the Probate Judge for each county reporting.

Page: 1 of 3




- << Prev
- Next >>

GOVERNOR (DEM)



		Percent	Votes
Will Boyd (DEM)	<div style="width: 14.95%; height: 15px; background-color: #005596; border: 1px solid black;"></div>	14.95%	259
Jamel J. Brown (DEM)	<div style="width: 6.29%; height: 15px; background-color: #005596; border: 1px solid black;"></div>	6.29%	109
Yolanda Rochelle Flowers (DEM)	<div style="width: 6.87%; height: 15px; background-color: #005596; border: 1px solid black;"></div>	6.87%	119

Doug Jones (DEM)		61.34%	1,063
Chad "Chig" Martin (DEM)		9.17%	159
Nathan "Nate" Mathis (DEM)		1.38%	24
			<u>1,733</u>








GOVERNOR (REP)

		Percent	Votes
Ken McFeeters (REP)		7.52%	498
"Alabama" Will Santivasci (REP)		4.20%	278
Thomas Tuberville (REP)		88.28%	5,846
			<u>6,622</u>





LIEUTENANT GOVERNOR (DEM)

		Percent	Votes
Phillip Ensler (DEM)		56.08%	913
Darryl D. Perryman (DEM)		43.92%	715
			<u>1,628</u>








LIEUTENANT GOVERNOR (REP)

		Percent	Votes
Wes Allen (REP)		41.88%	2,681
Pat Bishop (REP)		2.59%	166
George Childress (REP)		1.95%	125
Rick Pate (REP)		5.59%	358
Stewart Hill Tankersley (REP)		3.30%	211
Nicole Jones Wadsworth (REP)		4.36%	279
John Wahl (REP)		40.33%	2,582
			<u>6,402</u>

UNITED STATES SENATOR (DEM)








		Percent	Votes
Dakarai Larriett (DEM)		32.84%	538
Kyle Sweetser (DEM)		12.09%	198
Everett Wess (DEM)		34.62%	567
Mark S. Wheeler II (DEM)		20.45%	335
			<hr/> 1,638

UNITED STATES SENATOR (REP)




		Percent	Votes
Seth Burton (REP)		2.00%	134
Dale Shelton Deas Jr. (REP)		0.91%	61
Jared Hudson (REP)		11.45%	768
Steve Marshall (REP)		8.10%	543
Barry Moore (REP)		75.16%	5,040
Morgan Murphy (REP)		0.57%	38
Rodney Walker (REP)		1.82%	122

6,706

**UNITED STATES REPRESENTATIVE, 1ST CONGRESSIONAL DISTRICT
(REP)**

		Percent	Votes
Jerry Carl (REP)		7.83%	500
James (Jimmy) Dees (REP)		3.16%	202
Rhett Marques (REP)		64.60%	4,125
Joshua McKee (REP)		15.58%	995
John Mills (REP)		3.71%	237
James Richardson (REP)		2.19%	140
Austin Sidwell (REP)		2.91%	186
			<u>6,385</u>

ATTORNEY GENERAL (REP)

		Percent	Votes
Pamela L. Casey (REP)		31.99%	1,998
Jay Mitchell (REP)		37.58%	2,347
Katherine Robertson (REP)		30.42%	1,900


6,245

SECRETARY OF STATE (REP)

Percent Votes

Caroleene Dobson (REP)  57.89% 3,333


Christopher Christian Horn (REP)  27.95% 1,609

Glenda S. Jackson (REP)  14.16% 815

5,757

STATE TREASURER (REP)

Percent Votes

Young Boozer (REP)  66.54% 4,044

Steve Lolley (REP)  33.46% 2,034

6,078

Page: 1 of 3

<< Prev

Next >>



Unofficial Election Night Results

You may browse through the unofficial county election results listed below.

- Statewide Results
- County Results
- Export Data

2026 PRIMARY ELECTION COVINGTON COUNTY RESULTS

Election results from Covington County provided as a service of **Probate Judge Stacy Brooks** and the county's election team.

Total Ballots Cast: 6,658 Total Registered Voters: 28,909

Voter Turnout: 23.03% Boxes Reported: 100.00%

Last Updated: 05/19/2026 10:19:34 PM




The election results presented on these pages are unofficial and presented as a courtesy of the Alabama Secretary of State and Alabama's Probate Judges. The accuracy of the election results is the responsibility of the Probate Judge for each county reporting.

Page: 1 of 3




- << Prev
- Next >>

GOVERNOR (DEM)



	Percent	Votes
Will Boyd (DEM)	13.36%	113
Jamel J. Brown (DEM)	9.22%	78
Yolanda Rochelle Flowers (DEM)	5.91%	50

Doug Jones (DEM)		64.18%	543
Chad "Chig" Martin (DEM)		5.67%	48
Nathan "Nate" Mathis (DEM)		1.65%	14
			<u>846</u>








GOVERNOR (REP)

		Percent	Votes
Ken McFeeters (REP)		7.62%	441
"Alabama" Will Santivasci (REP)		4.23%	245
Thomas Tuberville (REP)		88.15%	5,101
			<u>5,787</u>





LIEUTENANT GOVERNOR (DEM)

		Percent	Votes
Phillip Ensler (DEM)		64.14%	508
Darryl D. Perryman (DEM)		35.86%	284
			<u>792</u>








LIEUTENANT GOVERNOR (REP)

		Percent	Votes
Wes Allen (REP)		51.09%	2,764
Pat Bishop (REP)		2.66%	144
George Childress (REP)		1.87%	101
Rick Pate (REP)		6.52%	353
Stewart Hill Tankersley (REP)		1.61%	87
Nicole Jones Wadsworth (REP)		4.10%	222
John Wahl (REP)		32.14%	1,739
			<u>5,410</u>

UNITED STATES SENATOR (DEM)








		Percent	Votes
Dakarai Larriett (DEM)		25.69%	205
Kyle Sweetser (DEM)		13.53%	108
Everett Wess (DEM)		42.48%	339
Mark S. Wheeler II (DEM)		18.30%	146
			<hr style="width: 100px; margin-left: auto; margin-right: 0;"/> 798

UNITED STATES SENATOR (REP)




		Percent	Votes
Seth Burton (REP)		1.66%	94
Dale Shelton Deas Jr. (REP)		0.74%	42
Jared Hudson (REP)		16.24%	918
Steve Marshall (REP)		12.48%	705
Barry Moore (REP)		60.24%	3,404
Morgan Murphy (REP)		0.94%	53
Rodney Walker (REP)		7.70%	435

5,651

UNITED STATES REPRESENTATIVE, 1ST CONGRESSIONAL DISTRICT (REP)

		Percent	Votes
Jerry Carl (REP)		25.58%	1,224
James (Jimmy) Dees (REP)		8.57%	410
Rhett Marques (REP)		26.17%	1,252
Joshua McKee (REP)		11.18%	535
John Mills (REP)		7.73%	370
James Richardson (REP)		6.35%	304
Austin Sidwell (REP)		14.42%	690
			<u>4,785</u>

ATTORNEY GENERAL (REP)

		Percent	Votes
Pamela L. Casey (REP)		41.95%	2,275
Jay Mitchell (REP)		26.00%	1,410
Katherine Robertson (REP)		32.05%	1,738


5,423

SECRETARY OF STATE (REP)

Percent Votes

Caroleene Dobson (REP)  67.55% 3,343


Christopher Christian Horn (REP)  19.44% 962

Glenda S. Jackson (REP)  13.01% 644

4,949

STATE TREASURER (REP)

Percent Votes

Young Boozer (REP)  69.99% 3,596

Steve Lolley (REP)  30.01% 1,542

5,138

Page: 1 of 3

<< Prev

Next >>



Alabama Secretary of State



Alabama Votes FAQ Voters Candidates PACs Public & Media Contact Us

Unofficial Election Night Results

You may browse through the unofficial county election results listed below.

Statewide Results County Results Export Data

2026 PRIMARY ELECTION DALE COUNTY RESULTS

Election results from Dale County provided as a service of **Probate Judge Sharon A. Michalic** and the county's election team.

Total Ballots Cast: 6,439 Total Registered Voters: 36,364

Voter Turnout: 17.71% Boxes Reported: 100.00%



Last Updated: 05/19/2026 09:33:34 PM





The election results presented on these pages are unofficial and presented as a courtesy of the Alabama Secretary of State and Alabama's Probate Judges. The accuracy of the election results is the responsibility of the Probate Judge for each county reporting.

Page: 1 of 2




<< Prev Next >>

GOVERNOR (DEM)


		Percent	Votes
Will Boyd (DEM)		13.70%	232
Jamel J. Brown (DEM)		9.15%	155


Yolanda Rochelle Flowers (DEM)		7.85%	133
Doug Jones (DEM)		62.22%	1,054
Chad "Chig" Martin (DEM)		5.37%	91
Nathan "Nate" Mathis (DEM)		1.71%	29
			<u>1,694</u>

GOVERNOR (REP)








		Percent	Votes
Ken McFeeters (REP)		7.75%	359
"Alabama" Will Santivaschi (REP)		4.79%	222
Thomas Tuberville (REP)		87.46%	4,052
			<u>4,633</u>

LIEUTENANT GOVERNOR (DEM)


		Percent	Votes
Phillip Ensler (DEM)		54.84%	900




Darryl D. Perryman (DEM)		45.16%	741
			<u>1,641</u>

LIEUTENANT GOVERNOR (REP)








		Percent	Votes
Wes Allen (REP)		45.54%	2,087
Pat Bishop (REP)		2.40%	110
George Childress (REP)		1.99%	91
Rick Pate (REP)		5.32%	244
Stewart Hill Tankersley (REP)		1.66%	76
Nicole Jones Wadsworth (REP)		4.32%	198
John Wahl (REP)		38.77%	1,777
			<u>4,583</u>

UNITED STATES SENATOR (DEM)








		Percent	Votes
Dakarai Larriett (DEM)		32.55%	529

Kyle Sweetser (DEM)		11.63%	189
Everett Wess (DEM)		38.34%	623
Mark S. Wheeler II (DEM)		17.48%	284
			1,625




UNITED STATES SENATOR (REP)

		Percent	Votes
Seth Burton (REP)		1.68%	79
Dale Shelton Deas Jr. (REP)		1.43%	67
Jared Hudson (REP)		11.06%	519
Steve Marshall (REP)		16.56%	777
Barry Moore (REP)		67.08%	3,148
Morgan Murphy (REP)		0.87%	41
Rodney Walker (REP)		1.32%	62
			4,693




UNITED STATES REPRESENTATIVE, 1ST CONGRESSIONAL DISTRICT (REP)

		Percent	Votes
Jerry Carl (REP)		14.29%	620
James (Jimmy) Dees (REP)		5.09%	221
Rhett Marques (REP)		48.43%	2,101
Joshua McKee (REP)		17.61%	764
John Mills (REP)		4.33%	188
James Richardson (REP)		5.60%	243
Austin Sidwell (REP)		4.63%	201
			4,338



ATTORNEY GENERAL (REP)

		Percent	Votes
Pamela L. Casey (REP)		26.82%	1,204
Jay Mitchell (REP)		29.31%	1,316
Katherine Robertson (REP)		43.88%	1,970
			4,490

SECRETARY OF STATE (REP)

		Percent	Votes
Caroleene Dobson (REP)		56.75%	2,330
Christopher Christian Horn (REP)		27.89%	1,145
Glenda S. Jackson (REP)		15.37%	631
			4,106

STATE TREASURER (REP)

		Percent	Votes
Young Boozer (REP)		67.78%	2,960
Steve Lolley (REP)		32.22%	1,407
			4,367

Page: 1 of 2

<< Prev
Next >>



Alabama Secretary of State



Alabama Votes FAQ Voters Candidates PACs Public & Media Contact Us

Unofficial Election Night Results

You may browse through the unofficial county election results listed below.

[Statewide Results](#) [County Results](#) [Export Data](#)

2026 PRIMARY ELECTION ESCAMBIA COUNTY RESULTS

Election results from Escambia County provided as a service of **Probate Judge Doug Agerton** and the county's election team.

Total Ballots Cast: 5,141 Total Registered Voters: 28,168

Voter Turnout: 18.25% Boxes Reported: 100.00%



Last Updated: 05/19/2026 09:26:05 PM





The election results presented on these pages are unofficial and presented as a courtesy of the Alabama Secretary of State and Alabama's Probate Judges. The accuracy of the election results is the responsibility of the Probate Judge for each county reporting.

Page: 1 of 3




[<< Prev](#) [Next >>](#)

GOVERNOR (DEM)


		Percent	Votes
Will Boyd (DEM)		22.14%	372
Jamel J. Brown (DEM)		9.05%	152


Yolanda Rochelle Flowers (DEM)		3.75%	63
Doug Jones (DEM)		62.62%	1,052
Chad "Chig" Martin (DEM)		1.67%	28
Nathan "Nate" Mathis (DEM)		0.77%	13
			<u>1,680</u>

GOVERNOR (REP)








		Percent	Votes
Ken McFeeters (REP)		5.56%	184
"Alabama" Will Santivaschi (REP)		3.77%	125
Thomas Tuberville (REP)		90.67%	3,003
			<u>3,312</u>

LIEUTENANT GOVERNOR (DEM)


		Percent	Votes
Phillip Ensler (DEM)		54.61%	870




Darryl D. Perryman (DEM)		45.39%	723
			<u>1,593</u>

LIEUTENANT GOVERNOR (REP)








		Percent	Votes
Wes Allen (REP)		33.47%	1,055
Pat Bishop (REP)		2.60%	82
George Childress (REP)		2.73%	86
Rick Pate (REP)		8.82%	278
Stewart Hill Tankersley (REP)		1.33%	42
Nicole Jones Wadsworth (REP)		4.22%	133
John Wahl (REP)		46.83%	1,476
			<u>3,152</u>

UNITED STATES SENATOR (DEM)








		Percent	Votes
Dakarai Larriett (DEM)		26.15%	420

Kyle Sweetser (DEM)		10.21%	164
Everett Wess (DEM)		48.32%	776
Mark S. Wheeler II (DEM)		15.32%	246
			<u>1,606</u>




UNITED STATES SENATOR (REP)

		Percent	Votes
Seth Burton (REP)		2.97%	94
Dale Shelton Deas Jr. (REP)		1.58%	50
Jared Hudson (REP)		14.31%	453
Steve Marshall (REP)		24.16%	765
Barry Moore (REP)		49.02%	1,552
Morgan Murphy (REP)		1.11%	35
Rodney Walker (REP)		6.85%	217
			<u>3,166</u>




UNITED STATES REPRESENTATIVE, 1ST CONGRESSIONAL DISTRICT (REP)

		Percent	Votes
Jerry Carl (REP)		72.61%	2,169
James (Jimmy) Dees (REP)		4.69%	140
Rhett Marques (REP)		10.48%	313
Joshua McKee (REP)		3.68%	110
John Mills (REP)		3.31%	99
James Richardson (REP)		2.18%	65
Austin Sidwell (REP)		3.05%	91
			2,987



ATTORNEY GENERAL (REP)

		Percent	Votes
Pamela L. Casey (REP)		20.86%	643
Jay Mitchell (REP)		24.13%	744
Katherine Robertson (REP)		55.01%	1,696
			3,083

SECRETARY OF STATE (REP)

		Percent	Votes
Caroleene Dobson (REP)		73.78%	2,209
Christopher Christian Horn (REP)		16.97%	508
Glenda S. Jackson (REP)		9.25%	277
			2,994

STATE TREASURER (REP)

		Percent	Votes
Young Boozer (REP)		71.53%	2,158
Steve Lolley (REP)		28.47%	859
			3,017

Page: 1 of 3

<< Prev
Next >>



Alabama Secretary of State



Alabama Votes FAQ Voters Candidates PACs Public & Media Contact Us

Unofficial Election Night Results

You may browse through the unofficial county election results listed below.

Statewide Results County Results Export Data

2026 PRIMARY ELECTION GENEVA COUNTY RESULTS

Election results from Geneva County provided as a service of **Probate Judge Toby Seay** and the county's election team.

Total Ballots Cast: 5,587 Total Registered Voters: 20,499

Voter Turnout: 27.25% Boxes Reported: 100.00%



Last Updated: 05/19/2026 09:22:54 PM





The election results presented on these pages are unofficial and presented as a courtesy of the Alabama Secretary of State and Alabama's Probate Judges. The accuracy of the election results is the responsibility of the Probate Judge for each county reporting.

Page: 1 of 3




<< Prev Next >>

GOVERNOR (DEM)


		Percent	Votes
Will Boyd (DEM)		13.24%	85
Jamel J. Brown (DEM)		7.17%	46


Yolanda Rochelle Flowers (DEM)		6.70%	43
Doug Jones (DEM)		48.44%	311
Chad "Chig" Martin (DEM)		7.63%	49
Nathan "Nate" Mathis (DEM)		16.82%	108
			<u>642</u>

GOVERNOR (REP)








		Percent	Votes
Ken McFeeters (REP)		6.51%	314
"Alabama" Will Santivaschi (REP)		3.53%	170
Thomas Tuberville (REP)		89.96%	4,337
			<u>4,821</u>

LIEUTENANT GOVERNOR (DEM)


		Percent	Votes
Phillip Ensler (DEM)		60.24%	353




Darryl D. Perryman (DEM)		39.76%	233
			<u>586</u>

LIEUTENANT GOVERNOR (REP)








		Percent	Votes
Wes Allen (REP)		43.14%	1,954
Pat Bishop (REP)		2.69%	122
George Childress (REP)		3.11%	141
Rick Pate (REP)		7.29%	330
Stewart Hill Tankersley (REP)		1.37%	62
Nicole Jones Wadsworth (REP)		4.79%	217
John Wahl (REP)		37.60%	1,703
			<u>4,529</u>

UNITED STATES SENATOR (DEM)








		Percent	Votes
Dakarai Larriett (DEM)		20.50%	122

Kyle Sweetser (DEM)		14.45%	86
Everett Wess (DEM)		47.23%	281
Mark S. Wheeler II (DEM)		17.82%	106
			<u>595</u>




UNITED STATES SENATOR (REP)

		Percent	Votes
Seth Burton (REP)		1.46%	70
Dale Shelton Deas Jr. (REP)		0.84%	40
Jared Hudson (REP)		8.07%	386
Steve Marshall (REP)		10.26%	491
Barry Moore (REP)		76.66%	3,668
Morgan Murphy (REP)		0.73%	35
Rodney Walker (REP)		1.99%	95
			<u>4,785</u>




UNITED STATES REPRESENTATIVE, 1ST CONGRESSIONAL DISTRICT (REP)

		Percent	Votes
Jerry Carl (REP)		14.45%	624
James (Jimmy) Dees (REP)		6.32%	273
Rhett Marques (REP)		48.55%	2,096
Joshua McKee (REP)		15.91%	687
John Mills (REP)		6.16%	266
James Richardson (REP)		5.37%	232
Austin Sidwell (REP)		3.22%	139
			<u>4,317</u>



ATTORNEY GENERAL (REP)

		Percent	Votes
Pamela L. Casey (REP)		26.99%	1,191
Jay Mitchell (REP)		36.55%	1,613
Katherine Robertson (REP)		36.46%	1,609
			<u>4,413</u>

SECRETARY OF STATE (REP)

		Percent	Votes
Caroleene Dobson (REP)		51.30%	2,054
Christopher Christian Horn (REP)		31.77%	1,272
Glenda S. Jackson (REP)		16.93%	678
			4,004

STATE TREASURER (REP)

		Percent	Votes
Young Boozer (REP)		66.16%	2,900
Steve Lolley (REP)		33.84%	1,483
			4,383

Page: 1 of 3

<< Prev
Next >>



Alabama Secretary of State



Alabama Votes FAQ Voters Candidates PACs Public & Media Contact Us

Unofficial Election Night Results

You may browse through the unofficial county election results listed below.

Statewide Results County Results Export Data

2026 PRIMARY ELECTION HENRY COUNTY RESULTS

Election results from Henry County provided as a service of **Probate Judge Ray Marler** and the county's election team.

Total Ballots Cast: 4,269 Total Registered Voters: 14,612

Voter Turnout: 29.22% Boxes Reported: 100.00%

Last Updated: 05/19/2026 08:06:42 PM





The election results presented on these pages are unofficial and presented as a courtesy of the Alabama Secretary of State and Alabama's Probate Judges. The accuracy of the election results is the responsibility of the Probate Judge for each county reporting.

Page: 1 of 3




<< Prev Next >>

GOVERNOR (DEM)


		Percent	Votes
Will Boyd (DEM)		12.72%	129
Jamel J. Brown (DEM)		12.03%	122


Yolanda Rochelle Flowers (DEM)		7.69%	78
Doug Jones (DEM)		63.31%	642
Chad "Chig" Martin (DEM)		1.87%	19
Nathan "Nate" Mathis (DEM)		2.37%	24
			<u>1,014</u>

GOVERNOR (REP)








		Percent	Votes
Ken McFeeters (REP)		5.63%	178
"Alabama" Will Santivaschi (REP)		3.35%	106
Thomas Tuberville (REP)		91.02%	2,877
			<u>3,161</u>

LIEUTENANT GOVERNOR (DEM)


		Percent	Votes
Phillip Ensler (DEM)		51.73%	479




Darryl D. Perryman (DEM)		48.27%	447
			<hr/> 926

LIEUTENANT GOVERNOR (REP)








		Percent	Votes
Wes Allen (REP)		42.15%	1,272
Pat Bishop (REP)		2.15%	65
George Childress (REP)		1.79%	54
Rick Pate (REP)		9.34%	282
Stewart Hill Tankersley (REP)		1.46%	44
Nicole Jones Wadsworth (REP)		4.37%	132
John Wahl (REP)		38.73%	1,169
			<hr/> 3,018

UNITED STATES SENATOR (DEM)








		Percent	Votes
Dakarai Larriett (DEM)		32.12%	301

Kyle Sweetser (DEM)		12.27%	115
Everett Wess (DEM)		36.18%	339
Mark S. Wheeler II (DEM)		19.42%	182
			<u>937</u>




UNITED STATES SENATOR (REP)

		Percent	Votes
Seth Burton (REP)		1.82%	57
Dale Shelton Deas Jr. (REP)		0.80%	25
Jared Hudson (REP)		13.64%	427
Steve Marshall (REP)		10.70%	335
Barry Moore (REP)		70.16%	2,196
Morgan Murphy (REP)		0.86%	27
Rodney Walker (REP)		2.01%	63
			<u>3,130</u>




UNITED STATES REPRESENTATIVE, 1ST CONGRESSIONAL DISTRICT (REP)

		Percent	Votes
Jerry Carl (REP)		12.74%	359
James (Jimmy) Dees (REP)		5.36%	151
Rhett Marques (REP)		52.09%	1,468
Joshua McKee (REP)		12.14%	342
John Mills (REP)		3.87%	109
James Richardson (REP)		10.29%	290
Austin Sidwell (REP)		3.51%	99
			<hr/> 2,818



ATTORNEY GENERAL (REP)

		Percent	Votes
Pamela L. Casey (REP)		21.73%	638
Jay Mitchell (REP)		32.02%	940
Katherine Robertson (REP)		46.25%	1,358
			<hr/> 2,936

SECRETARY OF STATE (REP)

		Percent	Votes
Caroleene Dobson (REP)		55.38%	1,477
Christopher Christian Horn (REP)		31.91%	851
Glenda S. Jackson (REP)		12.71%	339
			<u>2,667</u>

STATE TREASURER (REP)

		Percent	Votes
Young Boozer (REP)		71.14%	2,066
Steve Lolley (REP)		28.86%	838
			<u>2,904</u>

Page: 1 of 3

[<< Prev](#) [Next >>](#)



Alabama Secretary of State



Alabama Votes FAQ Voters Candidates PACs Public & Media Contact Us

Unofficial Election Night Results

You may browse through the unofficial county election results listed below.

Statewide Results **County Results** Export Data

2026 PRIMARY ELECTION HOUSTON COUNTY RESULTS

Election results from Houston County provided as a service of **Probate Judge Patrick Davenport** and the county's election team.

Total Ballots Cast: 15,528 Total Registered Voters: 80,142

Voter Turnout: 19.38% Boxes Reported: 100.00%

Last Updated: 05/19/2026 09:15:28 PM





The election results presented on these pages are unofficial and presented as a courtesy of the Alabama Secretary of State and Alabama's Probate Judges. The accuracy of the election results is the responsibility of the Probate Judge for each county reporting.

Page: 1 of 4




<< Prev Next >>

GOVERNOR (DEM)


		Percent	Votes
Will Boyd (DEM)		11.29%	482
Jamel J. Brown (DEM)		9.27%	396


Yolanda Rochelle Flowers (DEM)		8.80%	376
Doug Jones (DEM)		63.50%	2,712
Chad "Chig" Martin (DEM)		3.72%	159
Nathan "Nate" Mathis (DEM)		3.42%	146
			<u>4,271</u>

GOVERNOR (REP)








		Percent	Votes
Ken McFeeters (REP)		6.77%	740
"Alabama" Will Santivaschi (REP)		3.57%	391
Thomas Tuberville (REP)		89.66%	9,807
			<u>10,938</u>

LIEUTENANT GOVERNOR (DEM)


		Percent	Votes
Phillip Ensler (DEM)		49.39%	1,941




Darryl D. Perryman (DEM)		50.61%	1,989
			<u>3,930</u>

LIEUTENANT GOVERNOR (REP)








		Percent	Votes
Wes Allen (REP)		38.90%	4,105
Pat Bishop (REP)		2.72%	287
George Childress (REP)		2.01%	212
Rick Pate (REP)		7.15%	754
Stewart Hill Tankersley (REP)		1.93%	204
Nicole Jones Wadsworth (REP)		4.48%	473
John Wahl (REP)		42.81%	4,517
			<u>10,552</u>

UNITED STATES SENATOR (DEM)








		Percent	Votes
Dakarai Larriett (DEM)		36.31%	1,432

Kyle Sweetser (DEM)		13.39%	528
Everett Wess (DEM)		28.58%	1,127
Mark S. Wheeler II (DEM)		21.73%	857
			<u>3,944</u>




UNITED STATES SENATOR (REP)

		Percent	Votes
Seth Burton (REP)		1.79%	195
Dale Shelton Deas Jr. (REP)		1.01%	110
Jared Hudson (REP)		12.68%	1,380
Steve Marshall (REP)		10.83%	1,179
Barry Moore (REP)		71.20%	7,751
Morgan Murphy (REP)		0.73%	80
Rodney Walker (REP)		1.76%	192
			<u>10,887</u>




UNITED STATES REPRESENTATIVE, 1ST CONGRESSIONAL DISTRICT (REP)

		Percent	Votes
Jerry Carl (REP)		14.58%	1,451
James (Jimmy) Dees (REP)		5.09%	507
Rhett Marques (REP)		54.42%	5,415
Joshua McKee (REP)		10.90%	1,085
John Mills (REP)		4.65%	463
James Richardson (REP)		6.51%	648
Austin Sidwell (REP)		3.84%	382
			<u>9,951</u>



ATTORNEY GENERAL (REP)

		Percent	Votes
Pamela L. Casey (REP)		20.06%	2,078
Jay Mitchell (REP)		33.13%	3,432
Katherine Robertson (REP)		46.81%	4,849
			<u>10,359</u>

SECRETARY OF STATE (REP)

		Percent	Votes
Caroleene Dobson (REP)		62.38%	5,954
Christopher Christian Horn (REP)		26.01%	2,482
Glenda S. Jackson (REP)		11.61%	1,108
			9,544

STATE TREASURER (REP)

		Percent	Votes
Young Boozer (REP)		69.71%	7,024
Steve Lolley (REP)		30.29%	3,052
			10,076

Page: 1 of 4

<< Prev
Next >>

Exhibit B



Alabama Secretary of State



Alabama Votes FAQ Voters Candidates PACs Public & Media Contact Us

Unofficial Election Night Results

You may browse through the unofficial county election results listed below.

[Statewide Results](#) [County Results](#) [Export Data](#)

2026 PRIMARY ELECTION AUTAUGA COUNTY RESULTS

Election results from Autauga County provided as a service of **Probate Judge Kim Kervin** and the county's election team.

Total Ballots Cast: 11,443 Total Registered Voters: 46,307

Voter Turnout: 24.71% Boxes Reported: 100.00%

Last Updated: 05/19/2026 09:22:54 PM





The election results presented on these pages are unofficial and presented as a courtesy of the Alabama Secretary of State and Alabama's Probate Judges. The accuracy of the election results is the responsibility of the Probate Judge for each county reporting.

Page: 1 of 3




[<< Prev](#) [Next >>](#)

GOVERNOR (DEM)


		Percent	Votes
Will Boyd (DEM)		13.30%	438
Jamel J. Brown (DEM)		7.87%	259


Yolanda Rochelle Flowers (DEM)		5.07%	167
Doug Jones (DEM)		69.78%	2,297
Chad "Chig" Martin (DEM)		2.89%	95
Nathan "Nate" Mathis (DEM)		1.09%	36
			<u>3,292</u>

GOVERNOR (REP)








		Percent	Votes
Ken McFeeters (REP)		7.63%	603
"Alabama" Will Santivaschi (REP)		4.62%	365
Thomas Tuberville (REP)		87.75%	6,934
			<u>7,902</u>

LIEUTENANT GOVERNOR (DEM)


		Percent	Votes
Phillip Ensler (DEM)		61.80%	1,962




Darryl D. Perryman (DEM)		38.20%	1,213
			<u>3,175</u>

LIEUTENANT GOVERNOR (REP)








		Percent	Votes
Wes Allen (REP)		38.61%	2,955
Pat Bishop (REP)		2.03%	155
George Childress (REP)		1.71%	131
Rick Pate (REP)		15.69%	1,201
Stewart Hill Tankersley (REP)		5.08%	389
Nicole Jones Wadsworth (REP)		5.37%	411
John Wahl (REP)		31.51%	2,412
			<u>7,654</u>

UNITED STATES SENATOR (DEM)



		Percent	Votes
Dakarai Larriett (DEM)		30.25%	948

Kyle Sweetser (DEM)		12.80%	401
Everett Wess (DEM)		40.33%	1,264
Mark S. Wheeler II (DEM)		16.62%	521
			<u>3,134</u>




UNITED STATES SENATOR (REP)

		Percent	Votes
Seth Burton (REP)		2.07%	161
Dale Shelton Deas Jr. (REP)		1.41%	110
Jared Hudson (REP)		19.53%	1,519
Steve Marshall (REP)		24.78%	1,927
Barry Moore (REP)		48.71%	3,789
Morgan Murphy (REP)		0.89%	69
Rodney Walker (REP)		2.61%	203
			<u>7,778</u>




UNITED STATES REPRESENTATIVE, 6TH CONGRESSIONAL DISTRICT (REP)

		Percent	Votes
Case Dixon (REP)		23.50%	1,664
Gary Palmer (REP)		76.50%	5,418
			<hr/> 7,082

ATTORNEY GENERAL (REP)



		Percent	Votes
Pamela L. Casey (REP)		22.76%	1,720
Jay Mitchell (REP)		41.43%	3,131
Katherine Robertson (REP)		35.81%	2,706
			<hr/> 7,557

SECRETARY OF STATE (REP)

		Percent	Votes
Caroleene Dobson (REP)		71.29%	5,095
Christopher Christian Horn (REP)		19.70%	1,408
Glenda S. Jackson (REP)		9.01%	644

7,147

STATE TREASURER (REP)

		Percent	Votes
Young Boozer (REP)		77.66%	5,789
Steve Lolley (REP)		22.34%	1,665
			7,454

Page: 1 of 3

<< Prev

Next >>

[Alabama Directory](#) - [Online Services](#) - [Alabama.gov](#) - [Statements & Policies](#) - [Feeds](#) - [Contact Us](#)

P.O. Box 5616 Montgomery, AL 36103-5616 - Phone: (334) 242-7200 - Fax: (334) 242-4993



Alabama Votes FAQ Voters Candidates PACs Public & Media Contact Us

Unofficial Election Night Results

You may browse through the unofficial county election results listed below.

[Statewide Results](#) [County Results](#) [Export Data](#)

2026 PRIMARY ELECTION BIBB COUNTY RESULTS

Election results from Bibb County provided as a service of **Probate Judge Stephanie Kemmer** and the county's election team.

Total Ballots Cast: 3,849 Total Registered Voters: 14,984

Voter Turnout: 25.69% Boxes Reported: 100.00%



Last Updated: 05/19/2026 10:12:18 PM





The election results presented on these pages are unofficial and presented as a courtesy of the Alabama Secretary of State and Alabama's Probate Judges. The accuracy of the election results is the responsibility of the Probate Judge for each county reporting.

Page: 1 of 3




[<< Prev](#) [Next >>](#)

GOVERNOR (DEM)


		Percent	Votes
Will Boyd (DEM)		8.10%	64
Jamel J. Brown (DEM)		5.70%	45


Yolanda Rochelle Flowers (DEM)		2.15%	17
Doug Jones (DEM)		81.65%	645
Chad "Chig" Martin (DEM)		1.90%	15
Nathan "Nate" Mathis (DEM)		0.51%	4
			<u>790</u>

GOVERNOR (REP)








		Percent	Votes
Ken McFeeters (REP)		6.20%	184
"Alabama" Will Santivasci (REP)		4.41%	131
Thomas Tuberville (REP)		89.39%	2,653
			<u>2,968</u>

LIEUTENANT GOVERNOR (DEM)


		Percent	Votes
Phillip Ensler (DEM)		66.85%	490




Darryl D. Perryman (DEM)		33.15%	243
			<u>733</u>

LIEUTENANT GOVERNOR (REP)








		Percent	Votes
Wes Allen (REP)		57.20%	1,681
Pat Bishop (REP)		1.97%	58
George Childress (REP)		1.19%	35
Rick Pate (REP)		4.05%	119
Stewart Hill Tankersley (REP)		0.75%	22
Nicole Jones Wadsworth (REP)		3.16%	93
John Wahl (REP)		31.68%	931
			<u>2,939</u>

UNITED STATES SENATOR (DEM)



		Percent	Votes
Dakarai Larriett (DEM)		21.31%	159

Kyle Sweetser (DEM)		8.85%	66
Everett Wess (DEM)		50.67%	378
Mark S. Wheeler II (DEM)		19.17%	143
			<u>746</u>




UNITED STATES SENATOR (REP)

		Percent	Votes
Seth Burton (REP)		2.83%	82
Dale Shelton Deas Jr. (REP)		1.28%	37
Jared Hudson (REP)		33.11%	958
Steve Marshall (REP)		29.76%	861
Barry Moore (REP)		30.42%	880
Morgan Murphy (REP)		1.07%	31
Rodney Walker (REP)		1.52%	44
			<u>2,893</u>




UNITED STATES REPRESENTATIVE, 6TH CONGRESSIONAL DISTRICT (REP)

		Percent	Votes
Case Dixon (REP)		17.15%	486
Gary Palmer (REP)		82.85%	2,347
			<u>2,833</u>

ATTORNEY GENERAL (REP)



		Percent	Votes
Pamela L. Casey (REP)		20.91%	583
Jay Mitchell (REP)		35.47%	989
Katherine Robertson (REP)		43.62%	1,216
			<u>2,788</u>

SECRETARY OF STATE (REP)

		Percent	Votes
Caroleene Dobson (REP)		65.39%	1,740
Christopher Christian Horn (REP)		22.77%	606
Glenda S. Jackson (REP)		11.84%	315

2,661

STATE TREASURER (REP)

		Percent	Votes
Young Boozer (REP)		70.85%	1,952
Steve Lolley (REP)		29.15%	803
			2,755

Page: 1 of 3

<< Prev

Next >>

[Alabama Directory](#) - [Online Services](#) - [Alabama.gov](#) - [Statements & Policies](#) - [Feeds](#) - [Contact Us](#)

P.O. Box 5616 Montgomery, AL 36103-5616 - Phone: (334) 242-7200 - Fax: (334) 242-4993



Alabama Secretary of State



Alabama Votes FAQ Voters Candidates PACs Public & Media Contact Us

Unofficial Election Night Results

You may browse through the unofficial county election results listed below.

Statewide Results County Results Export Data

2026 PRIMARY ELECTION COOSA COUNTY RESULTS

Election results from Coosa County provided as a service of **Probate Judge Richard Dean** and the county's election team.

Total Ballots Cast: 2,371 Total Registered Voters: 8,152

Voter Turnout: 29.08% Boxes Reported: 100.00%

Last Updated: 05/19/2026 09:25:00 PM





The election results presented on these pages are unofficial and presented as a courtesy of the Alabama Secretary of State and Alabama's Probate Judges. The accuracy of the election results is the responsibility of the Probate Judge for each county reporting.

Page: 1 of 2




<< Prev Next >>

GOVERNOR (DEM)


		Percent	Votes
Will Boyd (DEM)		8.95%	73
Jamel J. Brown (DEM)		6.37%	52


Yolanda Rochelle Flowers (DEM)		4.53%	37
Doug Jones (DEM)		78.19%	638
Chad "Chig" Martin (DEM)		1.35%	11
Nathan "Nate" Mathis (DEM)		0.61%	5
			<u>816</u>

GOVERNOR (REP)








		Percent	Votes
Ken McFeeters (REP)		4.97%	75
"Alabama" Will Santivaschi (REP)		3.58%	54
Thomas Tuberville (REP)		91.45%	1,380
			<u>1,509</u>

LIEUTENANT GOVERNOR (DEM)


		Percent	Votes
Phillip Ensler (DEM)		66.41%	512




Darryl D. Perryman (DEM)		33.59%	259
			<u>771</u>

LIEUTENANT GOVERNOR (REP)








		Percent	Votes
Wes Allen (REP)		35.21%	514
Pat Bishop (REP)		5.14%	75
George Childress (REP)		1.92%	28
Rick Pate (REP)		8.01%	117
Stewart Hill Tankersley (REP)		3.01%	44
Nicole Jones Wadsworth (REP)		4.86%	71
John Wahl (REP)		41.85%	611
			<u>1,460</u>

UNITED STATES SENATOR (DEM)



		Percent	Votes
Dakarai Larriett (DEM)		19.64%	152

Kyle Sweetser (DEM)		9.30%	72
Everett Wess (DEM)		55.30%	428
Mark S. Wheeler II (DEM)		15.76%	122
			<u>774</u>




UNITED STATES SENATOR (REP)

		Percent	Votes
Seth Burton (REP)		3.83%	57
Dale Shelton Deas Jr. (REP)		0.87%	13
Jared Hudson (REP)		26.03%	387
Steve Marshall (REP)		25.96%	386
Barry Moore (REP)		35.44%	527
Morgan Murphy (REP)		0.87%	13
Rodney Walker (REP)		6.99%	104
			<u>1,487</u>




UNITED STATES REPRESENTATIVE, 6TH CONGRESSIONAL DISTRICT (REP)

		Percent	Votes
Case Dixon (REP)		20.48%	292
Gary Palmer (REP)		79.52%	1,134
			<u>1,426</u>

ATTORNEY GENERAL (REP)



		Percent	Votes
Pamela L. Casey (REP)		28.72%	417
Jay Mitchell (REP)		35.95%	522
Katherine Robertson (REP)		35.33%	513
			<u>1,452</u>

SECRETARY OF STATE (REP)

		Percent	Votes
Caroleene Dobson (REP)		66.93%	919
Christopher Christian Horn (REP)		20.98%	288
Glenda S. Jackson (REP)		12.09%	166

1,373

STATE TREASURER (REP)

		Percent	Votes
Young Boozer (REP)		70.35%	992
Steve Lolley (REP)		29.65%	418
			1,410

Page: 1 of 2

<< Prev

Next >>



Alabama Secretary of State



Alabama Votes FAQ Voters Candidates PACs Public & Media Contact Us

Unofficial Election Night Results

You may browse through the unofficial county election results listed below.

Statewide Results County Results Export Data

2026 PRIMARY ELECTION ELMORE COUNTY RESULTS

Election results from Elmore County provided as a service of **Probate Judge Jason Britt** and the county's election team.

Total Ballots Cast: 15,968 Total Registered Voters: 63,977

Voter Turnout: 24.96% Boxes Reported: 100.00%



Last Updated: 05/19/2026 09:22:53 PM





The election results presented on these pages are unofficial and presented as a courtesy of the Alabama Secretary of State and Alabama's Probate Judges. The accuracy of the election results is the responsibility of the Probate Judge for each county reporting.

Page: 1 of 3




<< Prev Next >>

GOVERNOR (DEM)


		Percent	Votes
Will Boyd (DEM)		10.63%	470
Jamel J. Brown (DEM)		7.60%	336


Yolanda Rochelle Flowers (DEM)		5.59%	247
Doug Jones (DEM)		73.07%	3,231
Chad "Chig" Martin (DEM)		2.56%	113
Nathan "Nate" Mathis (DEM)		0.57%	25
			4,422

GOVERNOR (REP)








		Percent	Votes
Ken McFeeters (REP)		7.19%	809
"Alabama" Will Santivaschi (REP)		3.30%	371
Thomas Tuberville (REP)		89.52%	10,077
			11,257

LIEUTENANT GOVERNOR (DEM)


		Percent	Votes
Phillip Ensler (DEM)		58.37%	2,455




Darryl D. Perryman (DEM)		41.63%	1,751
			<u>4,206</u>

LIEUTENANT GOVERNOR (REP)








		Percent	Votes
Wes Allen (REP)		38.41%	4,216
Pat Bishop (REP)		1.77%	194
George Childress (REP)		1.18%	129
Rick Pate (REP)		14.08%	1,545
Stewart Hill Tankersley (REP)		7.18%	788
Nicole Jones Wadsworth (REP)		3.79%	416
John Wahl (REP)		33.60%	3,688
			<u>10,976</u>

UNITED STATES SENATOR (DEM)



		Percent	Votes
Dakarai Larriett (DEM)		37.09%	1,546

Kyle Sweetser (DEM)		12.64%	527
Everett Wess (DEM)		31.45%	1,311
Mark S. Wheeler II (DEM)		18.81%	784
			<u>4,168</u>




UNITED STATES SENATOR (REP)

		Percent	Votes
Seth Burton (REP)		1.53%	171
Dale Shelton Deas Jr. (REP)		1.23%	138
Jared Hudson (REP)		19.66%	2,205
Steve Marshall (REP)		22.93%	2,571
Barry Moore (REP)		51.53%	5,778
Morgan Murphy (REP)		0.79%	89
Rodney Walker (REP)		2.33%	261
			<u>11,213</u>




UNITED STATES REPRESENTATIVE, 6TH CONGRESSIONAL DISTRICT (REP)

		Percent	Votes
Case Dixon (REP)		22.69%	2,308
Gary Palmer (REP)		77.31%	7,862
			<hr/> 10,170

ATTORNEY GENERAL (REP)



		Percent	Votes
Pamela L. Casey (REP)		24.48%	2,656
Jay Mitchell (REP)		41.90%	4,546
Katherine Robertson (REP)		33.62%	3,648
			<hr/> 10,850

SECRETARY OF STATE (REP)

		Percent	Votes
Caroleene Dobson (REP)		75.30%	7,813
Christopher Christian Horn (REP)		16.84%	1,747
Glenda S. Jackson (REP)		7.86%	816

10,376

STATE TREASURER (REP)

		Percent	Votes
Young Boozer (REP)		80.57%	8,659
Steve Lolley (REP)		19.43%	2,088
			10,747

Page: 1 of 3

<< Prev

Next >>

[Alabama Directory](#) - [Online Services](#) - [Alabama.gov](#) - [Statements & Policies](#) - [Feeds](#) - [Contact Us](#)

P.O. Box 5616 Montgomery, AL 36103-5616 - Phone: (334) 242-7200 - Fax: (334) 242-4993



Unofficial Election Night Results

You may browse through the unofficial county election results listed below.

- Statewide Results
- County Results
- Export Data

2026 PRIMARY ELECTION SHELBY COUNTY RESULTS

Election results from Shelby County provided as a service of **Probate Judge Allison Boyd** and the county's election team.

Total Ballots Cast: 39,540 Total Registered Voters: 180,546

Voter Turnout: 21.90% Boxes Reported: 100.00%

Last Updated: 05/19/2026 10:55:27 PM




The election results presented on these pages are unofficial and presented as a courtesy of the Alabama Secretary of State and Alabama's Probate Judges. The accuracy of the election results is the responsibility of the Probate Judge for each county reporting.

Page: 1 of 4




- << Prev
- Next >>

GOVERNOR (DEM)



	Percent	Votes
Will Boyd (DEM)	9.15%	1,196
Jamel J. Brown (DEM)	1.38%	181
Yolanda Rochelle Flowers (DEM)	3.56%	466

Doug Jones (DEM)		84.49%	11,045
Chad "Chig" Martin (DEM)		1.12%	146
Nathan "Nate" Mathis (DEM)		0.29%	38
			<u>13,072</u>








GOVERNOR (REP)

		Percent	Votes
Ken McFeeters (REP)		11.76%	3,015
"Alabama" Will Santivaschi (REP)		4.98%	1,278
Thomas Tuberville (REP)		83.26%	21,355
			<u>25,648</u>





LIEUTENANT GOVERNOR (DEM)

		Percent	Votes
Phillip Ensler (DEM)		56.18%	6,954
Darryl D. Perryman (DEM)		43.82%	5,425
			<u>12,379</u>








LIEUTENANT GOVERNOR (REP)

		Percent	Votes
Wes Allen (REP)		39.14%	9,682
Pat Bishop (REP)		3.47%	858
George Childress (REP)		1.49%	368
Rick Pate (REP)		6.95%	1,720
Stewart Hill Tankersley (REP)		3.67%	909
Nicole Jones Wadsworth (REP)		6.48%	1,603
John Wahl (REP)		38.80%	9,598
			<u>24,738</u>

UNITED STATES SENATOR (DEM)

		Percent	Votes
Dakarai Larriett (DEM)		38.08%	4,781
Kyle Sweetser (DEM)		14.47%	1,816
Everett Wess (DEM)		28.47%	3,574
Mark S. Wheeler II (DEM)		18.98%	2,383
			12,554


UNITED STATES SENATOR (REP)


		Percent	Votes
Seth Burton (REP)		2.41%	607
Dale Shelton Deas Jr. (REP)		2.10%	529
Jared Hudson (REP)		36.57%	9,228
Steve Marshall (REP)		24.80%	6,257
Barry Moore (REP)		30.26%	7,634
Morgan Murphy (REP)		1.15%	291
Rodney Walker (REP)		2.71%	685

25,231

UNITED STATES REPRESENTATIVE, 6TH CONGRESSIONAL DISTRICT (REP)

Percent Votes

Case Dixon (REP)  19.51% 4,845


Gary Palmer (REP)  80.49% 19,983


24,828

ATTORNEY GENERAL (REP)

Percent Votes

Pamela L. Casey (REP)  23.55% 5,770


Jay Mitchell (REP)  37.56% 9,202


Katherine Robertson (REP)  38.89% 9,529

24,501

SECRETARY OF STATE (REP)

Percent Votes

Caroleene Dobson (REP)  68.49% 15,516


Christopher Christian Horn (REP)  21.23% 4,809

Glenda S. Jackson (REP)  10.28% 2,328

22,653

STATE TREASURER (REP)

Percent Votes

Young Boozer (REP)  71.63% 16,949

Steve Lolley (REP)  28.37% 6,712

23,661

Page: 1 of 4

<< Prev

Next >>

[Alabama Directory](#) - [Online Services](#) - [Alabama.gov](#) - [Statements & Policies](#) - [Feeds](#)
- [Contact Us](#)

P.O. Box 5616 Montgomery, AL 36103-5616 - Phone: (334) 242-7200 - Fax: (334) 242-4993



Unofficial Election Night Results

You may browse through the unofficial county election results listed below.

- Statewide Results
- County Results
- Export Data

2026 PRIMARY ELECTION CHILTON COUNTY RESULTS

Election results from Chilton County provided as a service of **Probate Judge Jason Calhoun** and the county's election team.

Total Ballots Cast: 7,437 Total Registered Voters: 31,763

Voter Turnout: 23.41% Boxes Reported: 100.00%

Last Updated: 05/19/2026 09:28:17 PM




The election results presented on these pages are unofficial and presented as a courtesy of the Alabama Secretary of State and Alabama's Probate Judges. The accuracy of the election results is the responsibility of the Probate Judge for each county reporting.

Page: 1 of 2




- << Prev
- Next >>

GOVERNOR (DEM)



		Percent	Votes
Will Boyd (DEM)	<div style="width: 10.75%; height: 15px; background-color: #0056b3; border: 1px solid black;"></div>	10.75%	121
Jamel J. Brown (DEM)	<div style="width: 3.82%; height: 15px; background-color: #0056b3; border: 1px solid black;"></div>	3.82%	43
Yolanda Rochelle Flowers (DEM)	<div style="width: 3.37%; height: 15px; background-color: #0056b3; border: 1px solid black;"></div>	3.37%	38

Doug Jones (DEM)		78.06%	879
Chad "Chig" Martin (DEM)		3.11%	35
Nathan "Nate" Mathis (DEM)		0.89%	10
			<u>1,126</u>








GOVERNOR (REP)

		Percent	Votes
Ken McFeeters (REP)		5.55%	341
"Alabama" Will Santivasci (REP)		3.81%	234
Thomas Tuberville (REP)		90.64%	5,571
			<u>6,146</u>





LIEUTENANT GOVERNOR (DEM)

		Percent	Votes
Phillip Ensler (DEM)		60.96%	637
Darryl D. Perryman (DEM)		39.04%	408
			<u>1,045</u>








LIEUTENANT GOVERNOR (REP)

		Percent	Votes
Wes Allen (REP)		48.24%	2,821
Pat Bishop (REP)		2.77%	162
George Childress (REP)		1.68%	98
Rick Pate (REP)		7.88%	461
Stewart Hill Tankersley (REP)		1.42%	83
Nicole Jones Wadsworth (REP)		4.29%	251
John Wahl (REP)		33.72%	1,972
			<u>5,848</u>

UNITED STATES SENATOR (DEM)

		Percent	Votes
Dakarai Larriett (DEM)		29.75%	315
Kyle Sweetser (DEM)		13.41%	142
Everett Wess (DEM)		42.21%	447
Mark S. Wheeler II (DEM)		14.64%	155
			1,059


UNITED STATES SENATOR (REP)


		Percent	Votes
Seth Burton (REP)		1.57%	94
Dale Shelton Deas Jr. (REP)		1.64%	98
Jared Hudson (REP)		31.80%	1,902
Steve Marshall (REP)		32.29%	1,931
Barry Moore (REP)		29.26%	1,750
Morgan Murphy (REP)		1.00%	60
Rodney Walker (REP)		2.44%	146

5,981

**UNITED STATES REPRESENTATIVE, 6TH CONGRESSIONAL DISTRICT
(REP)**

Percent Votes

Case Dixon (REP)  16.00% 946

Gary Palmer (REP)  84.00% 4,968


5,914

ATTORNEY GENERAL (REP)

Percent Votes

Pamela L. Casey (REP)  22.53% 1,301


Jay Mitchell (REP)  32.42% 1,872


Katherine Robertson
(REP)  45.05% 2,601


5,774

SECRETARY OF STATE (REP)



Percent Votes

Caroleene Dobson (REP)  63.49% 3,408

Christopher Christian
Horn (REP)  22.88% 1,228

Glenda S. Jackson (REP)		13.64%	732
			<hr/> 5,368

STATE TREASURER (REP)

		Percent	Votes
Young Boozer (REP)		70.26%	3,941
Steve Lolley (REP)		29.74%	1,668
			<hr/> 5,609

Page: 1 of 2

<< Prev

Next >>

Exhibit C



Alabama Secretary of State



Alabama Votes FAQ Voters Candidates PACs Public & Media Contact Us

Unofficial Election Night Results

You may browse through the unofficial statewide election results listed below.

Statewide Results County Results Export Data

2026 PRIMARY ELECTION STATEWIDE RESULTS

Total Ballots Cast: 879,785 Total Registered Voters: 3,805,005

Voter Turnout: 23.12% Counties Reported: 67 of 67

Last Updated: 05/20/2026 11:35:51 AM





The election results presented on these pages are unofficial and presented as a courtesy of the Alabama Secretary of State and Alabama’s Probate Judges. The accuracy of the election results is the responsibility of the Probate Judge for each county reporting.

Page: 1 of 23




<< Prev Next >>

GOVERNOR (DEM)


		Percent	Votes
Will Boyd (DEM)		9.67%	35,267
Jamel J. Brown (DEM)		4.34%	15,808


Yolanda Rochelle Flowers (DEM)		5.00% 18,230
Doug Jones (DEM)		78.60% 286,612
Chad "Chig" Martin (DEM)		1.58% 5,765
Nathan "Nate" Mathis (DEM)		0.81% 2,953
		<u>364,635</u>

GOVERNOR (REP)








		Percent	Votes
Ken McFeeters (REP)		9.56%	47,166
"Alabama" Will Santivaschi (REP)		4.96%	24,456
Thomas Tuberville (REP)		85.48%	421,754
		<u>493,376</u>	

LIEUTENANT GOVERNOR (DEM)


		Percent	Votes
Phillip Ensler (DEM)		57.63%	196,586




Darryl D. Perryman (DEM)		42.37% 144,512
		<u>341,098</u>

LIEUTENANT GOVERNOR (REP)








		Percent Votes
Wes Allen (REP)		38.00% 180,292
Pat Bishop (REP)		3.25% 15,405
George Childress (REP)		2.17% 10,318
Rick Pate (REP)		7.29% 34,609
Stewart Hill Tankersley (REP)		2.85% 13,523
Nicole Jones Wadsworth (REP)		5.88% 27,907
John Wahl (REP)		40.56% 192,432
		<u>474,486</u>

UNITED STATES SENATOR (DEM)








		Percent Votes
Dakarai Larriett (DEM)		29.11% 99,033

Kyle Sweetser (DEM)		13.91% 47,332
Everett Wess (DEM)		39.57% 134,608
Mark S. Wheeler II (DEM)		17.41% 59,241
		<u>340,214</u>



UNITED STATES SENATOR (REP)

		Percent	Votes
Seth Burton (REP)		3.14%	15,122
Dale Shelton Deas Jr. (REP)		2.10%	10,099
Jared Hudson (REP)		25.63%	123,533
Steve Marshall (REP)		24.53%	118,233
Barry Moore (REP)		39.18%	188,825
Morgan Murphy (REP)		1.34%	6,470
Rodney Walker (REP)		4.08%	19,670
			<u>481,952</u>



UNITED STATES REPRESENTATIVE, 1ST CONGRESSIONAL DISTRICT (REP)

		Percent	Votes
Jerry Carl (REP)		40.28%	32,650
James (Jimmy) Dees (REP)		5.17%	4,187
Rhett Marques (REP)		31.09%	25,197
Joshua McKee (REP)		9.03%	7,321
John Mills (REP)		3.75%	3,042
James Richardson (REP)		3.51%	2,844
Austin Sidwell (REP)		7.17%	5,812
			<u>81,053</u>



**UNITED STATES REPRESENTATIVE, 3RD CONGRESSIONAL DISTRICT
(REP)**

		Percent	Votes
Terri LaPoint (REP)		16.82%	12,754
Mike Rogers (REP)		83.18%	63,053
			<u>75,807</u>

**UNITED STATES REPRESENTATIVE, 4TH CONGRESSIONAL DISTRICT
(DEM)**

		Percent	Votes
Amanda N. Puszczek (DEM)		62.81%	9,642
Shane Weaver (DEM)		37.19%	5,709
			<u>15,351</u>

UNITED STATES REPRESENTATIVE, 4TH CONGRESSIONAL DISTRICT (REP)

		Percent	Votes
Robert B. Aderholt (REP)		77.62%	72,117
Tommy Barnes (REP)		22.38%	20,797
			<u>92,914</u>

Page: 1 of 23



Alabama Secretary of State



Alabama Votes FAQ Voters Candidates PACs Public & Media Contact Us

Unofficial Election Night Results

You may browse through the unofficial statewide election results listed below.

[Statewide Results](#) [County Results](#) [Export Data](#)

2026 PRIMARY ELECTION STATEWIDE RESULTS

Total Ballots Cast: 879,785 Total Registered Voters: 3,805,005
 Voter Turnout: 23.12% Counties Reported: 67 of 67
 Last Updated: 05/20/2026 11:35:51 AM

The election results presented on these pages are unofficial and presented as a courtesy of the Alabama Secretary of State and Alabama’s Probate Judges. The accuracy of the election results is the responsibility of the Probate Judge for each county reporting.

Page: 2 of 23

[<< Prev](#) [Next >>](#)

UNITED STATES REPRESENTATIVE, 5TH CONGRESSIONAL DISTRICT (DEM)

		Percent	Votes
Jeremy Devito (DEM)		22.33%	10,238
Candice Dollar Duvieilh (DEM)		35.65%	16,345


Andrew Sneed (DEM)  42.03% 19,271

45,854

UNITED STATES REPRESENTATIVE, 6TH CONGRESSIONAL DISTRICT (REP)

Percent Votes

Case Dixon (REP)  18.90% 14,484


Gary Palmer (REP)  81.10% 62,148

76,632

ATTORNEY GENERAL (REP)

Percent Votes

Pamela L. Casey (REP)  25.05% 116,931




Jay Mitchell (REP)  34.41% 160,616

Katherine Robertson (REP)  40.53% 189,183



466,730

SECRETARY OF STATE (REP)



Percent Votes

Caroleene Dobson (REP)		65.48% 286,914
Christopher Christian Horn (REP)		22.62% 99,108
Glenda S. Jackson (REP)		11.91% 52,173
		<u>438,195</u>

STATE TREASURER (REP)




		Percent Votes
Young Boozer (REP)		68.04% 306,295
Steve Lolley (REP)		31.96% 143,864
		<u>450,159</u>

STATE AUDITOR (REP)




		Percent Votes
Derek Chen (REP)		32.06% 141,651
Andrew Sorrell (REP)		67.94% 300,160
		<u>441,811</u>

COMMISSIONER OF AGRICULTURE AND INDUSTRIES (REP)



		Percent Votes
--	--	----------------------

Corey Hill (REP)		35.20% 150,598
Christina Woerner McInnis (REP)		34.86% 149,179
Jack Williams (REP)		29.94% 128,112
		<u>427,889</u>





PUBLIC SERVICE COMMISSION, PLACE 1 (DEM)

		Percent Votes
James O. Gordon (DEM)		57.77% 187,983
John Northrop (DEM)		15.34% 49,924
Jeff Ramsey (DEM)		26.89% 87,510
		<u>325,417</u>

PUBLIC SERVICE COMMISSION, PLACE 1 (REP)

		Percent Votes
Matt Gentry (REP)		74.89% 311,845
Jeremy H. Oden (REP)		25.11% 104,541
		<u>416,386</u>

PUBLIC SERVICE COMMISSION, PLACE 2 (REP)

		Percent	Votes
Priscilla Andrews (REP)		12.38%	52,371
Chris Beeker (REP)		24.54%	103,835
Brent Woodall (REP)		18.24%	77,185
Jim Zig Zeigler (REP)		44.84%	189,724
			<hr/> 423,115

Page: 2 of 23

<< Prev

Next >>

[Alabama Directory](#) - [Online Services](#) - [Alabama.gov](#) - [Statements & Policies](#) - [Feeds](#) - [Contact Us](#)

P.O. Box 5616 Montgomery, AL 36103-5616 - Phone: (334) 242-7200 - Fax: (334) 242-4993

EXHIBIT D

ELECTION (REP ONLY)	COUNTY	CD	VOTES
GOVERNOR	BALDWIN	1	32,646
LT. GOVERNOR	BALDWIN	1	31,302
US SENATE	BALDWIN	1	31,396
CONGRESSIONAL DISTRICT 1	BALDWIN	1	31,021
ATTORNEY GENERAL	BALDWIN	1	30,654
SECRETARY OF STATE	BALDWIN	1	29,236
TREASURER	BALDWIN	1	30,062
STATE AUDITOR	BALDWIN	1	28,679
COMR OF AG	BALDWIN	1	29,813
PUBLIC SERVICE COMMISSIONER, PL 1	BALDWIN	1	27,681
PUBLIC SERVICE COMMISSIONER, PL 2	BALDWIN	1	28,645
GOVERNOR	ESCAMBIA	1	3,312
LT. GOVERNOR	ESCAMBIA	1	3,152
US SENATE	ESCAMBIA	1	3,166
CONGRESSIONAL DISTRICT 1	ESCAMBIA	1	2,987
ATTORNEY GENERAL	ESCAMBIA	1	3,083
SECRETARY OF STATE	ESCAMBIA	1	2,994
TREASURER	ESCAMBIA	1	3,017
STATE AUDITOR	ESCAMBIA	1	2,876
COMMISSIONER OF AGRICULTURE	ESCAMBIA	1	2,916
PUBLIC SERVICE COMMISSIONER, PL 1	ESCAMBIA	1	2,811
PUBLIC SERVICE COMMISSIONER, PL 2	ESCAMBIA	1	2,918
GOVERNOR	COVINGTON	1	5,787
LT. GOVERNOR	COVINGTON	1	5,410
US SENATE	COVINGTON	1	5,651
CONGRESSIONAL DISTRICT 1	COVINGTON	1	4,785
ATTORNEY GENERAL	COVINGTON	1	5,423
SECRETARY OF STATE	COVINGTON	1	4,949
TREASURER	COVINGTON	1	5,138
STATE AUDITOR	COVINGTON	1	4,979
COMMISSIONER OF AGRICULTURE	COVINGTON	1	4,887
PUBLIC SERVICE COMMISSIONER, PL 1	COVINGTON	1	4,707
PUBLIC SERVICE COMMISSIONER, PL 2	COVINGTON	1	4,936
GOVERNOR	COFFEE	1	6,622
LT. GOVERNOR	COFFEE	1	6,402
US SENATE	COFFEE	1	6,706
CONGRESSIONAL DISTRICT 1	COFFEE	1	6,385
ATTORNEY GENERAL	COFFEE	1	6,245
SECRETARY OF STATE	COFFEE	1	5,757
TREASURER	COFFEE	1	6,078
STATE AUDITOR	COFFEE	1	5,922
COMMISSIONER OF AGRICULTURE	COFFEE	1	5,910
PUBLIC SERVICE COMMISSIONER, PL 1	COFFEE	1	5,669
PUBLIC SERVICE COMMISSIONER, PL 2	COFFEE	1	5,895
GOVERNOR	GENEVA	1	4,821
LT. GOVERNOR	GENEVA	1	4,529
US SENATE	GENEVA	1	4,785
CONGRESSIONAL DISTRICT 1	GENEVA	1	4,317
ATTORNEY GENERAL	GENEVA	1	4,413
SECRETARY OF STATE	GENEVA	1	4,004
TREASURER	GENEVA	1	4,383
STATE AUDITOR	GENEVA	1	4,260

COMMISSIONER OF AGRICULTURE	GENEVA	1	4,225
PUBLIC SERVICE COMMISSIONER, PL 1	GENEVA	1	3,973
PUBLIC SERVICE COMMISSIONER, PL 2	GENEVA	1	4,177
GOVERNOR	DALE	1	4,633
LT. GOVERNOR	DALE	1	4,583
US SENATE	DALE	1	4,693
CONGRESSIONAL DISTRICT 1	DALE	1	4,338
ATTORNEY GENERAL	DALE	1	4,490
SECRETARY OF STATE	DALE	1	4,106
TREASURER	DALE	1	4,367
STATE AUDITOR	DALE	1	4,225
COMMISSIONER OF AGRICULTURE	DALE	1	4,214
PUBLIC SERVICE COMMISSIONER, PL 1	DALE	1	4,090
PUBLIC SERVICE COMMISSIONER, PL 2	DALE	1	4,257
GOVERNOR	HENRY	1	3,161
LT. GOVERNOR	HENRY	1	3,018
US SENATE	HENRY	1	3,130
CONGRESSIONAL DISTRICT 1	HENRY	1	2,818
ATTORNEY GENERAL	HENRY	1	2,936
SECRETARY OF STATE	HENRY	1	2,667
TREASURER	HENRY	1	2,904
STATE AUDITOR	HENRY	1	2,782
COMMISSIONER OF AGRICULTURE	HENRY	1	2,760
PUBLIC SERVICE COMMISSIONER, PL 1	HENRY	1	2,589
PUBLIC SERVICE COMMISSIONER, PL 2	HENRY	1	2,736
GOVERNOR	SHELBY	6	25,648
LT. GOVERNOR	SHELBY	6	24,738
US SENATE	SHELBY	6	25,231
CONGRESSIONAL DISTRICT 6	SHELBY	6	24,828
ATTORNEY GENERAL	SHELBY	6	24,501
SECRETARY OF STATE	SHELBY	6	22,653
TREASURER	SHELBY	6	23,661
STATE AUDITOR	SHELBY	6	23,073
COMMISSIONER OF AGRICULTURE	SHELBY	6	22,394
PUBLIC SERVICE COMMISSIONER, PL 1	SHELBY	6	21,930
PUBLIC SERVICE COMMISSIONER, PL 2	SHELBY	6	22,335
GOVERNOR	BIBB	6	2,968
LT. GOVERNOR	BIBB	6	2,939
US SENATE	BIBB	6	2,893
CONGRESSIONAL DISTRICT 6	BIBB	6	2,833
ATTORNEY GENERAL	BIBB	6	2,788
SECRETARY OF STATE	BIBB	6	2,661
TREASURER	BIBB	6	2,755
STATE AUDITOR	BIBB	6	2,733
COMMISSIONER OF AGRICULTURE	BIBB	6	2,668
PUBLIC SERVICE COMMISSIONER, PL 1	BIBB	6	2,638
PUBLIC SERVICE COMMISSIONER, PL 2	BIBB	6	2,696
GOVERNOR	CHILTON	6	6,146
LT. GOVERNOR	CHILTON	6	5,848
US SENATE	CHILTON	6	5,981
CONGRESSIONAL DISTRICT 6	CHILTON	6	5,914
ATTORNEY GENERAL	CHILTON	6	5,774
SECRETARY OF STATE	CHILTON	6	5,368

TREASURER	CHILTON	6	5,609
STATE AUDITOR	CHILTON	6	5,546
COMMISSIONER OF AGRICULTURE	CHILTON	6	5,526
PUBLIC SERVICE COMMISSIONER, PL 1	CHILTON	6	5,395
PUBLIC SERVICE COMMISSIONER, PL 2	CHILTON	6	5,490
GOVERNOR	AUTAUGA	6	7,902
LT. GOVERNOR	AUTAUGA	6	7,654
US SENATE	AUTAUGA	6	7,778
CONGRESSIONAL DISTRICT 6	AUTAUGA	6	7,082
ATTORNEY GENERAL	AUTAUGA	6	7,557
SECRETARY OF STATE	AUTAUGA	6	7,147
TREASURER	AUTAUGA	6	7,454
STATE AUDITOR	AUTAUGA	6	7,228
COMMISSIONER OF AGRICULTURE	AUTAUGA	6	7,042
PUBLIC SERVICE COMMISSIONER, PL 1	AUTAUGA	6	6,875
PUBLIC SERVICE COMMISSIONER, PL 2	AUTAUGA	6	6,959
GOVERNOR	ELMORE	6	11,257
LT. GOVERNOR	ELMORE	6	10,976
US SENATE	ELMORE	6	11,213
CONGRESSIONAL DISTRICT 6	ELMORE	6	10,170
ATTORNEY GENERAL	ELMORE	6	10,850
SECRETARY OF STATE	ELMORE	6	10,376
TREASURER	ELMORE	6	10,747
STATE AUDITOR	ELMORE	6	10,352
COMMISSIONER OF AGRICULTURE	ELMORE	6	10,180
PUBLIC SERVICE COMMISSIONER, PL 1	ELMORE	6	9,835
PUBLIC SERVICE COMMISSIONER, PL 2	ELMORE	6	10,052
GOVERNOR	COOSA	6	1,509
LT. GOVERNOR	COOSA	6	1,460
US SENATE	COOSA	6	1,487
CONGRESSIONAL DISTRICT 6	COOSA	6	1,426
ATTORNEY GENERAL	COOSA	6	1,452
SECRETARY OF STATE	COOSA	6	1,373
TREASURER	COOSA	6	1,410
STATE AUDITOR	COOSA	6	1,407
COMMISSIONER OF AGRICULTURE	COOSA	6	1,391
PUBLIC SERVICE COMMISSIONER, PL 1	COOSA	6	1,375
PUBLIC SERVICE COMMISSIONER, PL 2	COOSA	6	1,403
GOVERNOR	HOUSTON	6	10,938
LT. GOVERNOR	HOUSTON	6	10,552
US SENATE	HOUSTON	6	10,887
CONGRESSIONAL DISTRICT 6	HOUSTON	6	9,951
ATTORNEY GENERAL	HOUSTON	6	10,359
SECRETARY OF STATE	HOUSTON	6	9,544
TREASURER	HOUSTON	6	10,076
STATE AUDITOR	HOUSTON	6	9,924
COMMISSIONER OF AGRICULTURE	HOUSTON	6	9,636
PUBLIC SERVICE COMMISSIONER, PL 1	HOUSTON	6	9,147
PUBLIC SERVICE COMMISSIONER, PL 2	HOUSTON	6	9,684


EXHIBIT E

← **Katie Britt** ✓ 4,122 posts **Follow**

 **Katie Britt** ✓ @KatieBrittforAL · May 19  
🇺🇸 It's Election Day! 🇺🇸

South Alabama, get out and vote for my friend Rhett Marques for AL-01!
Polls are open 7AM-7PM.

[@RhettforAlabama](#) will work to bring Alabama common sense to Washington, and we need his help to deliver affordability, safety, and security for American
[Show more](#)



Rhett Marques for Alabama